



HALT and HASS in IPC 9592A

HALT - Highly Accelerated Life Test
HASS - Highly Accelerated Stress Screen

IPC 9592A - Requirements for Power Conversion Devices for the
Computer and Telecommunications Industries

WHITE PAPER

Austin Reliability Labs
Product Testing and Consulting

www.austinrl.com
512.490.2294

QUALMARK
Accelerating Product Reliability

www.qualmark.com
303.254.8800

The information contained in this paper is copyrighted. No portion may be copied, modified, distributed or published without the express written permission of Qualmark Corporation or DLI Labs. Portions of IPC's standard 9592A used with permission from IPC. The complete standard is available at IPC's website: www.ipc.org

HALT and HASS in IPC 9592A

Austin Reliability Labs
and
Qualmark's Senior Applications Engineers

THE HISTORY OF IPC AND IPC 9592A

In 1957, the Institute for Printed Circuits was formed. As its focus shifted and broadened over the years, the organization changed its name to simply "IPC." The mission of IPC is to represent all facets of the electronics industry, including design, printed circuit board manufacturing, and electronics assembly. It is a member-driven organization and is a leading source for industry standards, training, market research and public policy advocacy.

IPC-9592A: Requirements for Power Conversion Devices for the Computer and Telecommunications Industries

In 1995, IPC adopted "Principles of Standardization" as a guiding principle. IPC Standards and Publications are designed to serve the public interest by helping to eliminate misunderstandings between manufacturers and purchasers, facilitating interchangeability and improvement of products, and assisting the purchaser in selecting and obtaining with minimum delay the proper product for a particular need. It is important to note that the existence of IPC's Standards and Publications shall not in any respect preclude any member or nonmember of IPC from manufacturing or selling products not conforming to such Standards and Publication. Also, the use of these standards is not limited to IPC members, but can be voluntarily used by any organization, domestic or international.

In 2007, IPC released IPC 9592, "Performance Parameters for Power Conversion Devices". The goal of this standard was to harmonize the supplier's requirements for design, qualification, and production test practices. It included guidelines for Design for Reliability, Design and Qualification Testing, Quality Processes and Manufacturing Conformance Testing (See Figure 1).

IPC-9592 Standards			
Design For Reliability	Design and Qualification Testing	Quality Processes	Manufacturing Conformance Testing
Specifying, designing and documenting performance and reliability	Performance to specification, Performance in intended environment EST, HALT	Quality Management Systems, Supplier and Sub-Tier Quality Requirements	Burn-In, ORT, HASS, HASA

Figure 1: The Four Main Sections of 9592

The Design for Reliability guidelines included Best Practices for specifying, designing and documenting performance and reliability, such as Mean Time Between Failure (MTBF), Derating, Corrosion, Failure Modes and Effects Analysis (FMEA), Voltage Spacing and Moisture Sensitivity Level (MSL). The Design and Qualification Testing section served two key purposes. First, it provided assurance that a product performed to specification, and second, that it would perform in the intended environment without failure.

To meet these requirements, this section defines specifications for:

- Design Verification Testing (DVT)
- Environmental Stress Testing (EST), including:
 - Highly Accelerated Life Testing (HALT)
 - Temperature
 - Humidity
 - Bias (THB)
 - High Temperature Operating Bias (HTOB)
 - Temperature Cycling (TC)
 - Power and Temperature Cycling (PTC)
 - Shock and Vibration (S&V),
 - Drop
 - Corrosion
 - Dust
 - Solderability,
- Electro-Magnetic Susceptibility (EMS), including:
 - Electrical Fast Transients (EFT)
 - Electro-Static Discharge (ESD)
 - Immunity
 - Emissions
- Acoustic Noise
- Product Safety

The Quality Processes section of the standard defines supplier and sub-tier quality requirements through the use of Quality Management Systems (QMS), Sub-Tier Materials Traceability and Change Authorization & Qualification. Finally, the standard defines Manufacturing Conformance Testing, such as Highly Accelerated Stress Screening (HASS), Highly Accelerated Stress Auditing (HASA), Burn-In (BI), Ongoing Reliability Testing (ORT), Safety and OBA.

The original release of 9592 defined these standards for Power Conversion Devices (PCD). PCDs are defined as AC to DC and DC to DC modules, converters and printed circuit board assemblies. Within the document, these devices are broken down into categories of internal DC output power supplies (AC or DC input), board mounted DC to DC converters and external AC to DC power supplies (adapters & chargers). In addition, it defines two reliability classifications for the devices. The General or Standard classification are for devices intended to function in a controlled environment with an expected lifetime of five years. The Enhanced or Dedicated Service classification is for carrier grade/high performance devices with a 15 year life requirement.

The original version of 9592 included a description of the use of Highly Accelerated Life Testing (HALT) as part of the Design and Qualification requirements. In 2010, IPC revised 9592 and released 9592A. In 9592A, the description of HALT was significantly expanded, including greater detail on its implementation. These changes came from a desire to clarify and specify a process that was not well defined in the industry. It defines the process for HALT as well as for Highly Accelerated Stress Screening (HASS). Revision A includes a requirement for HALT and a recommendation for HASS.

Section 5.2.3 defines HALT (See Figures 2 and 3) as follows:

*HALT is a series of tests performed on a product as part of the design process to aid in improving product robustness. The principal idea of HALT is to find design weaknesses as quickly as possible and then fix them. After improving one weakness, the next design weakness is found and improved and so on until no design weaknesses remain that could result in field

9592A includes a requirement for Highly Accelerated Life Testing (HALT) and a recommendation for Highly Accelerated Stress Screening (HASS).

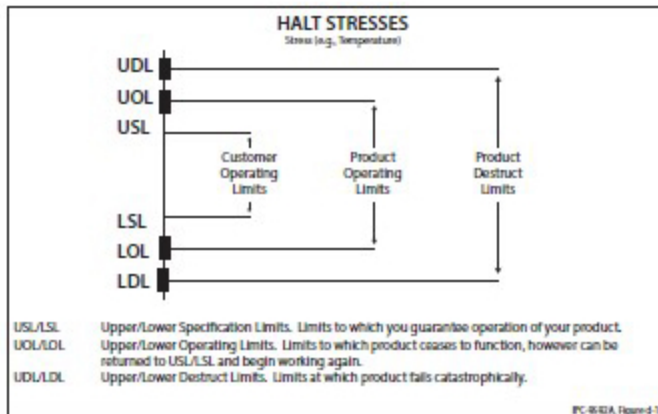


Figure 2: HALT Identifies the Operating and Destruct Limits for a Product

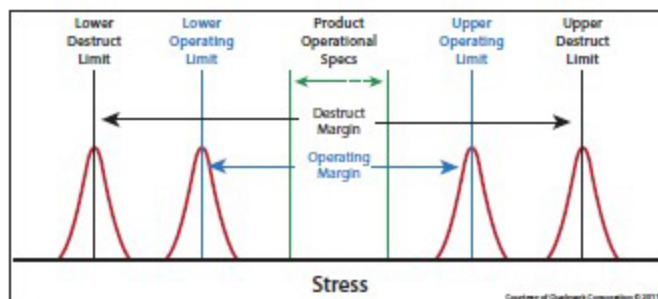


Figure 3: The Goal of HALT:
Expand the Margins Between Specification and Actual Limits

failures. During HALT, a product is stressed beyond the product specifications... to quickly accelerate and identify design weaknesses. ... HALT is not a pass/fail test."

Appendix D goes into greater detail on both the purpose and the process of HALT, as well as the equipment needed to perform the testing.

HALT Lab Equipment and Power Supply Unit (PSU) Samples

...a test system is required that is capable of stressing a product in a combined thermal and vibration environment, using Repetitive Shock (RS) 6 Degree Of Freedom (DOF) vibration.

To perform HALT as defined in 9592A, a test system is required that is capable of stressing a product in a combined thermal and vibration environment, using Repetitive Shock (RS) 6 Degree Of Freedom (DOF) vibration. A vibration level of 50 gRMS minimum is specified, along with a wide thermal range of at least -80°C to +170°C. This thermal range, combined with thermal change rate requirements of at least 40°C per minute, demands the use of direct injected liquid nitrogen cooling.

In addition to describing these chamber requirements, 9592A goes on to define the key pieces of ancillary test equipment that are needed to set up an effective HALT lab. For a PSU supplier that is new to HALT, this information helps insure success, as well as allowing better cost analysis when setting up a lab.

The equipment list reflects the requirements in 9592A for careful and complete data collection and reporting, as well as the extensive functional testing that is critical to an effective HALT. The ability to monitor and record multiple channels of thermocouple, accelerometer, voltage and current measurements are required for the testing.

The functional testing for HALT is described in section 5.2.3.6. The recommended sample size is outlined in section 5.2.3.5 (See Figure 4). A sample size of three units for each stress is defined, although in many cases units that were tested under one stress and did not fail can be used for another test.

Table 5-1 Minimum Sample Size for HALT Tests							
	Low Temperature Step Test	High Temperature Step Test	Rapid Thermal Cycling Test	6-DOF Random Vibration Test	Input Voltage Test	Output Load Test	Combined Stresses Test
All Classes and Categories	3	3	3	3	3	3	3

Note 1: For Categories 1 and 3 (Power Supplies/Adapters), users have the option of starting with less than 21 samples and re-using samples which survive a given sequence of testing. Users are cautioned that some HALT failures require extensive repairs after failures during early testing and may not be suited for subsequent testing. Category 2 (BMPM) must begin with 3 new units for each test sequence, except for units which have not failed a HALT test when the equipment capability limits have been reached. These units may be used in the next test rather than replacing them with new units.

IPC 9592A Table 5-1

Figure 4: Table 5.1 From Section 5.2.3.5 Defining HALT Sample Sizes

The HALT Process

9592A describes a HALT process that incorporates the thermal and vibration stresses common to classic HALT (See Figure 5). It includes the application of these stresses separately, then in combination, with each stress being applied in a step-wise fashion. Reference 9592A Appendix D, section D.1.1 for a detailed description of the recommended step stress process.

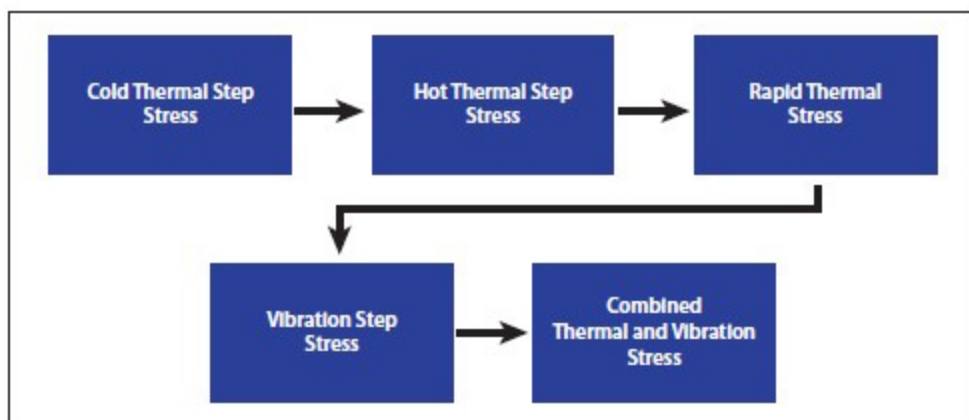


Figure 5: Sequence of Environmental Stresses Typically Used in HALT

In addition to these standard HALT stresses, 9592A describes input and output loading stresses that are unique to PSU testing (See Figure 6). They are first applied in conjunction with the thermal limits identified in the thermal step stressing, then finally the PSU is subjected to combined thermal, vibration, output and input stresses. These additional stresses make the HALT test much more effective for PSU testing than simply using the thermal and vibration stresses alone.

A well written and comprehensive HALT report is very important to a successful and valuable HALT. 9592A addresses this in Section 5.2.3.7. It states that the report should include the basic, typical items that are common to most test reports – descriptions of test equipment used, calibration verifications, identifications of units tested, etc. However, it also puts emphasis on some of the report requirements that are particularly important in HALT,

including software and hardware revisions of both the units under test and the test equipment and detailed descriptions, with supporting photos, of the fixture details and the thermal and vibration monitoring points. In HALT, it is not unusual to repeat a test after corrective actions have been implemented. The report should provide all the details described in 9592A, since the fine points of accelerometer placement or software revisions can affect the outcome of the test, resulting in invalid data when the test is repeated.

Another important use of this detailed report is to provide clear documentation that the testing was done, and was performed in accordance with the procedure laid out in 9592A. Many times, a PSU manufacturer will perform HALT in response to a requirement from a customer. With a good HALT report in hand, the manufacturer can alleviate any concerns on the part of the customer about the testing done, and leave a good impression of the validity of the results of their testing and their dedication to quality design.

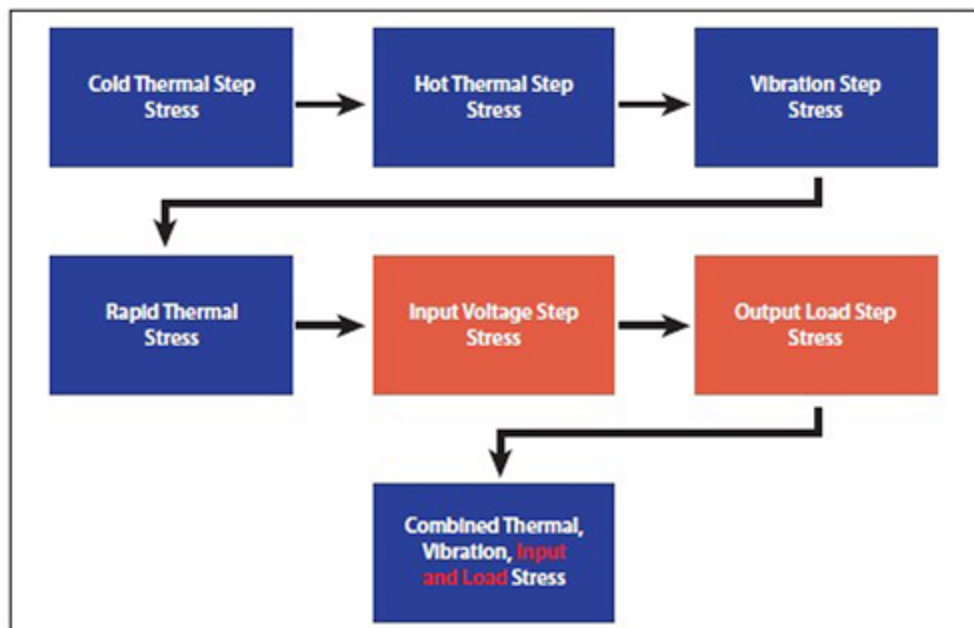


Figure 6: Incorporation of Product Specific Stresses into HALT Environmental Stresses

Post HALT Requirements

The completion of the actual HALT test, including the identification of failure modes precipitated during the test, is only the beginning of the work to be done in HALT. The most important part of the process is to perform root cause failure analysis and implement corrective actions. Section 5.2.3.8 of 9592A states "All failures found during HALT tests shall be analyzed to their root causes." As stated earlier in the document, the key output of HALT is failure modes. If these failure modes are ignored, poorly understood or insufficiently responded to, then much of the benefit of HALT can be lost. As part of the process to ensure the proper response to failure modes, this same section also states that the root cause analysis process must be documented, along with the results and corrective actions taken.

It is also important for designers incorporating the PSU to understand the corrective actions taken. Section 5.2.3.8 states that PSU users shall receive a report with the cause and effect for all corrective actions. It is possible that a failure mode found in HALT can be safely ignored, without corrective action taken. However, this conclusion can only be arrived at after a failure analysis is completed, and the logic understood and approved by the user as well.

HASS and HASA in 9592A

The original version of 9592 included a description of Highly Accelerated Stress Screening (HASS) and the Highly Accelerated Stress Audit (HASA). These are production tests, with HASS being performed on 100% of the units shipped, and HASA being performed on a sample of the units. These tests were included to mitigate the risks of manufacturing related errors and the resulting negative effects for the users.

support the product through-put testing and provide proper vibration transmissibility, thermal uniformity and a balanced thermal rate of change."

The abbreviated description of the HASS fixture design and qualification reflects a necessary restriction in the HASS/HASA portion of the 9592A standard. The 'Purpose' section of section D.2 states "This document is to serve as a general guideline and a reference... Since it is only a general guideline, suppliers are required to generate their own testing profile based on their actual product performance and physical characteristics." Because PSUs differ so much, it is impossible to provide a specific HASS/HASA procedure and fixture that will work in all cases. As is the case throughout the industry, the implementation of HASS/HASA on a PSU requires careful thought with appropriate consideration given to the unique characteristics of the specific product being tested.

9592A defines ... the production maturity, production quantities, and field and factory failure rates that justify the implementation of HASA.

9592A discusses the implementation detail of HASS and HASA and focuses on the unique requirements specific to PSU manufacture. Functional testing requirements for both HASS and Burn-In are distinctly specified.

The move from HASS to HASA can provide a significant savings to a PSU supplier. However, the move must be done intelligently. 9592A addresses this issue by clearly defining the production maturity, production quantities, and field and factory failure rates that justify the implementation of HASA. A sampling plan is also specified.

Failures found in HASS/HASA are treated in the same way as HALT failures. Root cause analysis and corrective action must be conducted. This is particularly important in HASA. The standard states that "Failures that occur in a sample population require immediate Root Cause FA/CA..."

Summary

The increased emphasis placed on HALT, HASS and HASA in the revision from 9592 to 9592A reflects the value of the methods by IPC, as well as the perceived need for a defined process for the testing. The document includes descriptions of the most important requirements for successful implementation of the test methods, including the criticality of Failure Analysis and Corrective Action, the need for the use of product specific stresses and full functional testing during the process, and the importance of detailed reporting. By implementing HALT, HASS and HASA as outlined in this new revision, a supplier will realize the maximum gains in product reliability and reductions in warranty costs that the test methods can provide.

Excerpts of IPC 9592A, Requirements for Power Conversion Devices for the Computer and Telecommunications Industries, have been used with permission by IPC, the Association Connecting Electronics Industries ®. Licenses for IPC 9592A can be purchased online at the association's website: www.ipc.org.

support the product through-put testing and provide proper vibration transmissibility, thermal uniformity and a balanced thermal rate of change.”

The abbreviated description of the HASS fixture design and qualification reflects a necessary restriction in the HASS/HASA portion of the 9592A standard. The 'Purpose' section of section D.2 states “This document is to serve as a general guideline and a reference... Since it is only a general guideline, suppliers are required to generate their own testing profile based on their actual product performance and physical characteristics.” Because PSUs differ so much, it is impossible to provide a specific HASS/HASA procedure and fixture that will work in all cases. As is the case throughout the industry, the implementation of HASS/HASA on a PSU requires careful thought with appropriate consideration given to the unique characteristics of the specific product being tested.

9592A defines ... the production maturity, production quantities, and field and factory failure rates that justify the implementation of HASA.

9592A discusses the implementation detail of HASS and HASA and focuses on the unique requirements specific to PSU manufacture. Functional testing requirements for both HASS and Burn-In are distinctly specified.

The move from HASS to HASA can provide a significant savings to a PSU supplier. However, the move must be done intelligently. 9592A addresses this issue by clearly defining the production maturity, production quantities, and field and factory failure rates that justify the implementation of HASA. A sampling plan is also specified.

Failures found in HASS/HASA are treated in the same way as HALT failures. Root cause analysis and corrective action must be conducted. This is particularly important in HASA. The standard states that “Failures that occur in a sample population require immediate Root Cause FA/CA...”

Summary

The increased emphasis placed on HALT, HASS and HASA in the revision from 9592 to 9592A reflects the value of the methods by IPC, as well as the perceived need for a defined process for the testing. The document includes descriptions of the most important requirements for successful implementation of the test methods, including the criticality of Failure Analysis and Corrective Action, the need for the use of product specific stresses and full functional testing during the process, and the importance of detailed reporting. By implementing HALT, HASS and HASA as outlined in this new revision, a supplier will realize the maximum gains in product reliability and reductions in warranty costs that the test methods can provide.

Excerpts of IPC 9592A, Requirements for Power Conversion Devices for the Computer and Telecommunications Industries, have been used with permission by IPC, the Association Connecting Electronics Industries®. Licenses for IPC 9592A can be purchased online at the association's website: www.ipc.org.



Qualmark is the largest global supplier of accelerated reliability testing systems for performing HALT (Highly Accelerated Life Tests) and HASS (Highly Accelerated Stress Screens) that improve product quality. Qualmark technology and services help companies in automotive, aerospace, medical, electronics and other manufacturing industries to introduce new products quickly, boost product reliability, slash warranty costs, and build lasting consumer relationships based on quality products.

www.qualmark.com
sales@qualmark.com
303.254.8800

The information contained in this paper is Qualmark proprietary information and is copyrighted. No portion may be copied, modified, distributed or published without the express written permission of Qualmark Corporation.



DLI Labs provides a unique blend of testing and reliability services to our customers. We will execute your pre-existing test plan, or help you to develop one tailored to your product. We believe that thorough testing is the best way to ensure a quality product gets to market. The right testing drives down warranty costs, raises reliability and protects brand reputation

Austin Reliability Labs
Product Testing and Consulting
www.austinrl.com
512.490.2294